

# Installing MyTana's MINI Autofeed/Retriever onto the M661

## Step 1

Install frame

### Note:


Frame for our M661 (with 3/8" cable) is our SMALL hoop.

For the M661 2A (using 1/2" cable) the frame is our LARGE hoop.



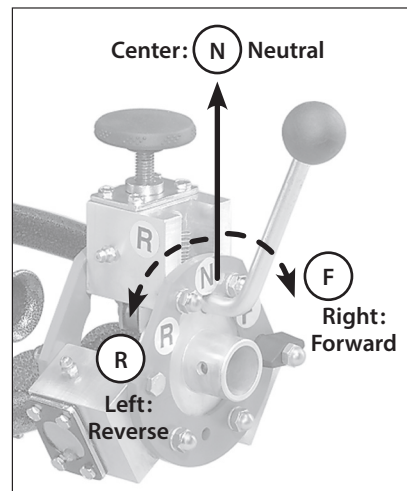

## Step 4

Tighten thumb screw





## Step 2

Snap pin into place



## Step 3

Slide feed bracket onto hoop frame



071817

**MyTana**

[www.MyTana.com](http://www.MyTana.com)

746 Selby Ave • St. Paul MN, 55104  
fax: 651.222.1739

**1.800.328.8170**

Factory Direct Customer Service  
M-F 7am - 5pm CST  
Competent • Polite • Clear