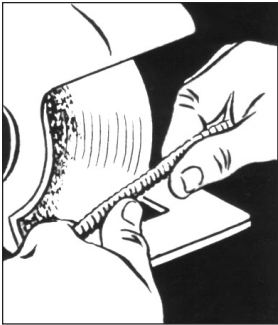


Splicing Cables, Installing Cable Ends

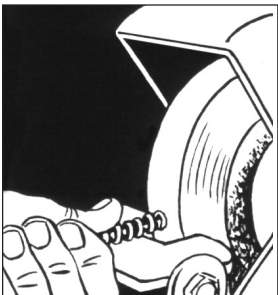
NO Welding necessary

Should two pieces of cable need to be spliced or a kink cut out

► **NOTE:** When ordering splicing cores or male ends for the M661, 3/8" or 5/16" cable, please specify the size cable the parts are for.



1. Should the cable happen to become kinked, it will make it somewhat awkward to operate. You will not waste much of the cable by cutting it off on each side of the kink. You can do this by putting it up against a cutting wheel on a bench grinder. Or use a bolt cutter. A very slight kink does not have to be cut out.

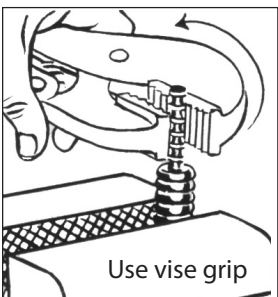


2. Grind the ends of the two pieces of cut cable that are to be joined so that the ends are smooth.




3. Starting ends are tapered so that they start into the center of the cable easily.

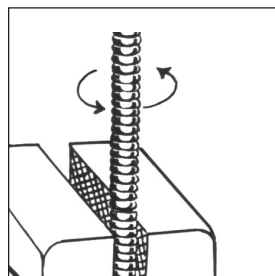
► **NOTE:** If you have trouble starting the core into the cable, grind the starting tip a bit more as needed.



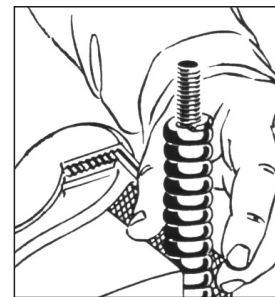
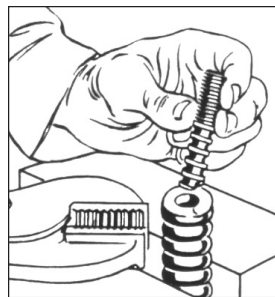
4. Clamp one cable end (pointing upward) in a bench vice, with the end of the cable 3/4" above the vice. Using a vise grip, screw half the core into the cable counter-clockwise.



5. Now lower the same cable so the end will be even with the top of the vice, still pointing upward. Only the exposed half of the core should be above the vice. Then tighten the vice as much as possible. This will prevent the core from being unevenly divided when joining the other cable.



6. Join the other cable (counter-clockwise) on the exposed half of the core and make sure that both ends of the cables fit tightly against each other.



Same procedure applies on putting the core part of the male end in the cable (the end that cutting units are mounted on)

To watch a "how-to" video on splicing cable:

- Visit [YouTube.com/videoMyTana](https://www.youtube.com/videoMyTana) and look in the **Cable Machines playlist!**
- See the YouTube tab on the Splicing Cores **product page** on MyTana.com
- Scan the QR Code (right)



080417



www.MyTana.com

746 Selby Ave • St. Paul MN, 55104
fax: 651.222.1739

1.800.328.8170

Factory Direct Customer Service
M-F 7am - 5pm CST
Competent • Polite • Clear